

SALT CREEK QUILTERS GUILD

September 2020

saltcreekqg.org

The Patch Dispatch



CONTENTS

- 2 Membership
- 3 Quilt Bees Programs
- 4 Library Quilt Show Newsletter
- 5 Fabric / Garage Sale
- 7 Connections

The Salt Creek Quilters Guild (a non-profit organization) meets the second Thursday of the month, September through May at the Hinsdale Community House, 8th and Madison, Hinsdale, IL. Meetings begin at 7:00 pm, but doors open at 6:30 pm. Guests are always welcome. There is a guest fee of \$10.00 when the meeting features a speaker.

Articles, announcements, or photos for the Patch Dispatch should be submitted to me by the **23rd of each month** to barbaraeobrien@hotmail.com



Letter from the President

Hi fellow SCQG members,

Who would have predicted our lives would experience such an adjustment? As much as I wish we would be out of the stay-in-shelter mode, it certainly seems like a lifestyle that will be with us for an unpredictable period. For me, this has forced me into a role that seeks opportunities for the guild to stay united and become stronger. We have tried several techniques this summer like Zoom gatherings with trunk shows, visiting virtual quilt shows, exploring making videos, doing surveys, and having a safe fabric sale. I cannot thank you enough for being open to these ideas. We intend to continue and expand these activities. The trunk show gatherings have been popular and will continue for the year on the first Friday of the month at 9:30am, beginning October 2.

Your surveys in June said you want to join small group activities like bees. Our new Beekeeper, Joan Chao, has developed a survey which will help her to connect people with similar interests.

Furthermore, please check out the website at saltcreekqg.org. Carol Douglas has given it an attractive facelift and it is an important tool for communication like upcoming activities, trunk show presentations, class sign up, and more.

Be sure to try an online class this year. Lois Flood has a great schedule that lends itself to working in your own sewing room.

Redefining our process for Community Service is underway. Many indicated that they would like to participate in this important aspect of the guild and we are exploring options to break it into manageable parts. Please contact me if you know a place that would like to receive our quilts.

Finally, my lifeline has been connecting with guild leaders from all over the country. Quilters are creative, sharing, and supportive. It has been amazing how people have jumped in and shared their creative ways of keeping their guilds together. They do this because they care about their guild members and are willing to try and learn.

I am so grateful for the many SCQG members who have shared ideas, collaborated on activities and been supportive. I looked forward to more of this. I assure you; we are part of an awesome group that is undaunted by a challenge.

You have heard from me more than I would have ever imagined! I am hoping to streamline into a weekly or bi-weekly short memo. Your feedback has been so encouraging. Thank you. I am looking forward to this year of being with you.

Please keep a sense of humor and remain flexible. Many things we try this year are new to us also!

— Marilyn Montgomery

Membership

Welcome back to a new--and very unusual--year of Salt Creek Quilters Guild!

We have been very pleased with the rising number of membership renewals during the summer, and we thank those of you who have sent in your renewals. We still have several of our members who have not yet renewed, and we would encourage you to do so as soon as possible. You may send in your payment through PayPal on the Guild website or send one of us your check. We have been making a consistent effort to be prompt in sending checks on to the treasurer and to the bank for processing. Either way you pay, we ask you to please send us a completed application form, also on the website, so that we can confirm information in the directory and update your volunteering choices.

Although the Guild meeting format will be different until the Covid restrictions let up, we have some very exciting plans for our year ahead, and we don't want you to miss out on any opportunities!

For the first time, we will be publishing our membership directory electronically. This decision was made by your board for various reasons. First, other guilds in our area have been using electronic directories for the past several years with great success. Also, the ability to keep member information updated and include new members throughout the year will be a big advantage of this system, plus members will have the convenience of always having directory information available with them stored in their phone. Now would be a great time for you to send us a new photo to be included in the directory. Just send us a picture taken with your phone, and we can include it. We will be updating and sending the directory as a PDF around the time of the September meeting.

Thank you to members who completed our recent membership survey. Below is a summary of the results. Your SCQG Board has discussed the results and plans to work to make improvements and incorporate your

suggestions as we travel through some uncharted territory during this new guild year.

Question #1 – Why do you join a guild? (listed in order starting with most frequently mentioned)

- Friendship
- Inspiration
- Education
- Common interests
- Learn new skills
- Lectures
- Workshops

Question #2 – How do you rate Salt Creek Quilters Guild on each of these? Members' average scores for the following categories:

- | | |
|-----------------------------------|-----|
| • Quilt show | 69% |
| • Ed./skills | 68% |
| • Inspiration from other quilters | 66% |
| • Friendship | 62% |
| • Meet new people | 61% |
| • Community service | 58% |
| • Community education | 39% |

Question #3 – What does SCQG do best? (listed in order starting with most frequently mentioned)

- Speakers
- Workshops
- Quilt show
- Education
- Friendship
- Show & Tell
- Sharing creativity

Question #4 – Suggestions for improvement (listed in order starting with most frequently mentioned):

- More intermingling/socializing
- Small group get togethers for quilting activities, UFO events, late nighters with workshops
- Small projects/challenges/swaps keeping current trends in mind
- More outreach to gain members
- Encourage and help organize more small bees
- More community service projects
- Keep working on all areas listed
- Fun activities to encourage people to get to know each other/meet new people
- Resources for long-arm quilting
- Reactivate the education committee to promote quilting in the community
- New member get-togethers
- More basic classes
- Update directory photos

We look forward to the upcoming year of Salt Creek Quilters Guild! Please contact us with any membership questions or concerns you may have. If you haven't

renewed your membership, we look forward to hearing from you soon!

—Fran Colby and Kathy Elwood, Membership

Quilt Bees

What's All the Buzz About?

The spring SCQG member survey revealed a desire for small group opportunities to get to know each other better. To address this issue we decided to reestablish small group bees. We envision these groups as casual and fun, meeting virtually until they can meet in person. The participants stay together for the duration of the project selected and then can decide to continue as a bee or disperse.

Each bee will consist of 5-10 people who will determine what project they will work on and how often they will meet. Project ideas that have been suggested are: block exchanges, fabric postcards, mini challenges - the field is wide open! Participation is entirely voluntary.

Watch for more details in a separate email.

—Joan Chao, Beekeeper



Programs/Workshops

Welcome to 2020/2021 Programs. As you can imagine, there have been some changes to the way we have to conduct workshops this year.

A listing of our Workshop offerings is on the Salt Creek Quilt Guild web page under the Programs tab. You can sign up and pay for a workshop either through PayPal or by check. If you want to use PayPal, click on the PayPal button and proceed through the PayPal process. If you want to pay by check, click on the pay by check button and send the registration form and check to Anne Michalik at the address shown on the form.

All workshops will be held on the Zoom platform. After registering for a workshop, you will get a link for the Zoom workshop via email. You will use that link to enter the virtual classroom on the day of the workshop.

September 2020

The September speaker will be member Colleen Walter. She will present a trunk show on "Quilts are Records". A late-nighter will be held Friday, Sept 11 starting at 3pm. Join us virtually for fellowship and interactive fun.

An all day sew-in will be held Sat, Sept 12 starting at 9am. Come and go as you need to but tune in at 3pm to hear

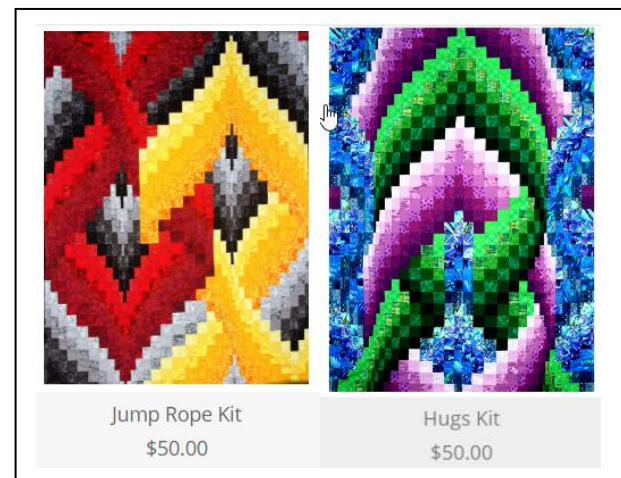
Celeste Akre from Quilter's Quest talk to us about using different threads in your sewing machine.

October 2020

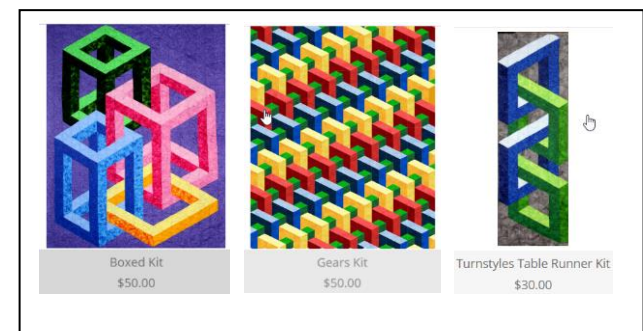
In October, we will have Ruth Ann Barry from Quilters Clinic. In addition to her lecture, we have a Bargello and Simplified 3D workshop scheduled. If you are interested in either or both of these workshops, a pattern or an optional kit is available through Ruth Ann's website, quiltersclinic.com. Please allow 7-10 days for shipping so plan accordingly to have the kit or pattern prior to the October workshops.

For the Bargello class, look at any of the 13 bargello kit that are \$50. Those kits all have the same fabric requirements and make a throw sized quilt. Order a kit or purchase a pattern to use your own stash. Your order will be shipped to directly to you.

Examples from the website:



For the 3D class, Ruth Ann suggests Asterisk, Boxed, Floated, Gears, Knots, Linked, Turnstyles or Whirligig. These kits/patterns are smaller and work well for a workshop. Again, go to her website to order a kit or a pattern to use with your own fabric. Your order will be shipped directly to you.



If you have any questions, contact Lois Flood or Anne Michalik.


—Lois Flood and Anne Michalik, Programs

Library

Hi to everyone - I am the new person to handle the library for the quilt guild. I am looking forward to looking at the books in the bookcase at the Community House, buying and processing some new books, checking out to members. Here are 2 newer books in the collection:

- Redmond, Wen - **Digital fiber art: combine photos and fabric**-- (\$22.49 on [amazon.com](https://www.amazon.com) but free to borrow!)
- Anderson, Alex - **All things quilting** (\$22.09 on [amazon.com](https://www.amazon.com) but free to borrow!)

There are some other items that you can borrow that



are not books:

- Tracer Projector - \$40.00 on [amazon.com](https://www.amazon.com) - see photo
- DVDs, plastic templates and rubber stamps for miniature quilts

—Ann Olson, library

Quilt Show

I don't think we'll have any trouble getting enough entries for the quilt show! We've had lots of at-home time to work away on our stashes, which is something good coming out of this strange time.

We need a few volunteers to fill committee-head vacancies. Those committees are Demos, Vendors, Library Displays, and Take Down.

These positions are needed for an in-person show. We will follow CDC and Community House guidelines to determine when that can happen. We currently have the dates April 17th and 18th reserved for 2021, with set up on April 16th. Much of the work we have already completed will stay in place, but we will start anew with quilt entries as some quilts have been gifted, many more have been completed, and some members have

moved away. The board and show committee are investigating online quilt shows to gauge their appeal and funding potential.

We are so fortunate to be quilters; we've been training for this pandemic for years!

— Claudia Moffat & Kim Siwinski, Quilt Show Co-Chairs

Newsletter

Thank you to everyone who contributed to this issue of the Patch Dispatch!

This month's Connections feature topic is **First Quilts**, and we have some great pictures and stories members have shared.

Next month, our feature topic will be **Inspirations**. What artists, teachers, fabrics, activities or online sources do you find most inspiring? Please send me stories, pictures, or links that you think your fellow members will find interesting.

— Barbara O'Brien, editor


Member Recommendations

Barbara Jurgensen: For online fabric shopping my go to is [equilter.com](https://www.equilter.com). It is easy to spend hours looking at all the fabric. The owner also is a great source of information and before the world shut down, she traveled internationally to all the major quilt shows and posted photos she took of all the quilts. She also writes a weekly newsletter and I have a whole collection of her "Creative inspirations".


Linda Kennedy: Online shows and classes are a wonderful diversion for me while being stuck at home. Alex Anderson has a Facebook live Monday, Wednesday and Friday at 1pm. Ricky Tim's has a Facebook live Tuesday and Thursday at 1pm. Phillipa Naylor started offering online classes for \$15 each. I have paid \$80 to take classes with her in Houston...she is delightful. I believe Modern Quilt Studio and Gudrun Erla will also be offering online classes. I'm sure that there are many more that I don't know about.

Fabric / Garage Sale – August 25, 2020

This sale was planned as a relatively safe outdoor gathering, with masks on for all. It was great to see people! Here are a few pictures from the event. We will be selling the donated fabric online and might plan a second in-person sale. If you have suggestions, please send them to Barbara O'Brien or Marilyn Montgomery.



Shopping



A dedicated worker



The check out table

Fabric / Garage Sale continued

SCQG members



Socializing in the Community Service area & Community Service kits





CONNECTIONS: First Quilts

Thank you for sharing your stories!

Penny Nichols: I was at the School for New Learning at DePaul University in 1999 and trying frantically to finish my bachelor's degree before my youngest child graduated from high school.

I had one thing left to do and that meant teaching myself something I didn't know how to do. At the time, I collected antique quilts and thought it might be interesting to learn how to quilt. I allowed myself six weeks to research, design and completely finish a quilt. Boy, was I way off base! The goal was to figure out what kind of learner I am.

I did finish and I did get my degree and I DID beat my daughter by graduating two weeks before she did. And the rest is history... I keep learning new things all the time.



Kathy Elwood: Attached is a picture of my first quilt completed in 1986. It was the result of a beginning quilting class at Katie's Fabrics in LaGrange that was taught by Paula Buttler who started SCQG. I signed up with Alice Wachowski, who was my neighbor. We met Fran Colby and Leslie Shapiro at the class which led us to join the guild and started our nearly 35-year friendship!



Becky Preston: My youngest SIL, my oldest niece, and my SIL's best friend all got pregnant in 1998, and I decided that they needed quilts. The first one was from a demo at the Salt Creek show in 1998. It was then called Quadrille Dancer. I have seen it nowadays as Tessellating Windmills and as Twister. It was cut from a pieced ground fabric with a square of template plastic. No one told me it was not a beginner quilt.

The recipient is on to college now. I do not have a picture of the original, but this is a picture of the mini version from the leftover squares. The windmills are about 1 1/2 inches high.



Martha Barry: I made a medallion quilt in 1976 as a challenge for the Bicentennial. The center bus my grandparents farm the borders were my idea of "old" blocks. It is hand quilted.

The two newer ones were from guild challenges in 2014 and 2018. The patterns are adaptations of pictures of quilts. I have come a long way.



Barbara O'Brien: I told this story on my video, but since Word won't let me delete this extra page, I'll share my first quilt through the newsletter too. This quilt was created for an Art Textiles class at LT North Campus, probably in the spring of 1973. I spent almost all of the allotted time embroidering mythical animals. I'm still proud of the embroidery, but if you look at it as a quilt, it's not beautiful or well made. I didn't allow enough time and didn't know what I was doing. I just folded the edges over and sewed each piece down to a bedsheet. I've certainly learned a lot since then.



1973 work in progress above and detail
from today below



Seam detail – not good!

