

SALT CREEK QUILTERS GUILD

November 2019

saltcreekqg.org

The Patch Dispatch



CONTENTS

- 2 Membership Programs
Vintage Books
- 3 Hospitality
Historian
2020 Quilt Show
- 4 Product Review
What's Up?
- 5 Book Reviews
Library News
October Meeting
Minutes
- 6 October Workshop
Photos
- 7 Quilt Show Entry
Form

The Salt Creek Quilters Guild (a non-profit organization) meets the second Thursday of the month, September through May at the Hinsdale Community House, 8th and Madison, Hinsdale, IL. Meetings begin at 7:00 pm, but doors open at 6:30 pm. Guests are always welcome. There is a guest fee of \$10.00 when the meeting features a speaker.

Articles, announcements, or photos for the Patch Dispatch should be submitted to me by the 23rd of each month to

urquilting@sbcglobal.net

— Carol Douglas
Patch Dispatch editor



Letter from the President...

Dear Guild Members,

Hello November. I love the fall! I am usually gone this time of year so I miss the leaves changing color. I live just blocks from the Fox River. I love walks along the river to experience the change with each season. Thanksgiving is my favorite holiday. I get to cook (which I love) for my family and various friends. I always think more this month about how thankful I am for my good fortune. I am thankful for this quilt guild, the friendships I have because of this guild.

Our meeting last month with Suzi Parron was fascinating. I took the workshop Saturday and my painted quilt block is already on the front of my house. I am looking forward to having Lisa Binkley this month. I know you will be impressed with her work.

December 12th will be our Holiday Party. If you missed it last year, plan on coming this year, we had a great time.

A friend is worth a thousand stitches!

—Sara Hochhauser

Membership Moments.....

- It's time to give thanks for
- Time to quilt
- Hours with friends
- Answers to questions
- No sew projects
- Kind comments
- Such good fun

Take the time to get ready for the Holidays.

*Your membership chairs,
Martha Barry and Becky Preston*

Membership, continued

Please make the following changes to the Directory:

Correct address

Mary J. Vent
1184 Souders Avenue
Elburn, IL 60119
708-562-4604
maryjvent@gmail.com

Rejoining

Penny Nichols
6255 W. 129th Street
Palos Heights, IL 60463
708-926-9370
apenny4urthts@yahoo.com

Kathy Durochik
stitchordi@gmail.com

Joining

Suzanne Lennox
503 Chanticleer Lane
Hinsdale, IL 60521
630-325-3864
Suzlennox@comcast.net

Please pick up your Membership Directory when you sign in at the November guild meeting.

Programs/Workshops



If you haven't signed up yet, remember we have great speakers and workshops coming up soon. Don't wait until the last minute and be sorry that the workshop is full. Join us in November for

Lisa Binkley for her Lecture on Thursday November 14th and followed by her **Beading** workshop on Friday and her **Botanical Dying** on Saturday. She is a great teacher—don't miss out. The cost is a more than reasonable \$40.00 for members and \$50.00 for non-members. Bring a friend or 2 if you would like, all are welcome.

In **January** we start the new year off with Sew Cherished. **Dawn Schuck** will do a Lecture on Thursday. On Friday she will be doing "Warm Hearts" (a very cute

Snowman) in wool and on Saturday she will be a "Pumpkin Crazy Stitch" also in wool. She does great work. See our web site or her web site as well to see her work.

February brings us **Susan Cleveland** with a Lecture on Thursday, "Piping Hot Curves" on Friday and "Ringle Dingle" on Saturday. If you have never taken a class from Susan, she is not one to miss. Full of energy and excitement. See us at the Program Table to sign up—remember you can pay with Check, Cash, and even Pay-Pal.

In **March**, we will have **Pam Dinndorf** of Aardvark quilts. We will have a lecture, workshop on Friday, "Parallel Lines", and another workshop on Saturday called "Square Squared". Come to the Program table to sign up.

In **April**, we have changed the date of our meeting to April 2nd and a Friday only workshop with **Sara Nishura** featuring Strip Piecing with a modern flair to it. She is a local quilter from Chicago. Our meeting date was changed because the following week is Easter Week.

On Saturday, **April 3rd** we will be having a Saturday **Daytimer** for \$10.00 per person—a day to catch up on any sewing that needs to be finished, especially anything you might need to get done for the Quilt Show. The \$10.00 will cover food that we will bring in.

And last-but-not-least, our **May** Speaker is **Cynthia Wiseman** with a lecture on Thursday and a 2-day workshop Friday and Saturday. She will be doing a Poppy wall hanging with us.

Please look up on the Guild website and individual speaker's web sites for more detailed information.

All classes can be registered for at the guild meetings or online using Pay-Pal (a great new feature that we have). Classes must be paid for at the time of registration with a Check, Cash, or Pay-Pal.

—Terri Karls and Marilyn Montgomery, cochairs

Vintage Books/Garage Sale

Vintage Books and Garage Sale combined our donated books, magazines, patterns, fabric, etc at the last meeting. Thanks to all who donated. We sold **\$46.00**.

We are happy to sell any of the fabric, etc. that you want to donate, but please put a price on it. Maybe a \$1.00 yard?? Books will be \$1.00 each. Magazines are 25 cents each or 10 for \$1.00. Patterns are 50 cents. We will donate anything that does not sell at the meeting or keep it to sell at the quilt show in April. We plan to donate a basket for the quilt show also with some new books and/or fabric if you have any you want to donate, let us know. If you can't come to the meeting, you can drop off at my house: Ann Olson, my address and phone in the directory. Please just phone ahead of time.

—Ann Olson, Bobbie Butler, and Debbie Wesenberg

Hospitality



Gobble, Gobble!! Turkey Time!!

For November, last names that start with **D, E, F** are asked to bring a treat, or anyone else who wants to bring something to share may do so. Savor or sweet, we like it all!!

The **Holiday Party** is only a short time away, if you want to attend this year the cost is only \$5. Please pay Janet our fabulous treasurer. The party last year was lots of fun, so don't miss out on this year's! The menu is still to be determined, but you can be assured it will be good!

This year we will be exchanging a **HANDMADE** ornament. Also, please don't forget to bring a gently used purse with nice feminine products in it to donate to one of the local shelters. See you all at the meeting.

December	GUILD	HOLIDAY PARTY
January	G, H, I, J	Let it snow, let it snow
February	K, L, M	Be My Valentine
March	N, O, P, Q	Wearin' of the Green
April	R, S, T, U	April Showers
May	V, W, X, Y, Z	May Flowers

Bon appetite,

—Kim Siwinski and Barb Morris, Hospitality Co-Chairs

Historian

Last meeting, Sara asked me to take on the role of guild historian. I've started taking pictures of our show-and-tells at each meeting for our Facebook page. I will also be working to digitize the wonderful materials Muirl Bronsteader put together over the years, starting this winter, and will plan a way to share highlights online. As this effort moves forward toward the present, I'll review our Facebook page posts to include noteworthy items. To start the 2019-2020, please share news stories (paper or electronic) about your work or the guild as you see them, as well as pictures or images of other items you think are important to our history. I will be happy to collect paper copies, too, to scan and share electronically Muirl, thank you again for the years you spent collecting and organizing the guild's history. Your books are beautiful!

—Barbara O'Brien

Quilt Show 2020—

Sewn Together: Peace by Piece

As we head toward the holiday season, our show name takes on even deeper meaning. The colder weather invites us to stay inside and sew (quilts for the show, boutique, silent auction!), and we gather as family and friends for Thanksgiving and Christmas. But we still have lots of work to do to make our show a success. The Opportunity Quilt needs escorting to other guilds with tickets to sell, admission tickets to sell, baskets to assemble, scraps and fabric to donate for Scrapalozza. How many quilts will you be entering in the show? Print your entry forms from our website. We have plenty of bookmarks available; please take them along when visiting other guilds, libraries, and quilt stores. Last month's barn squares are amazing, and we'll find a spot to display them at the show so all our guests can enjoy them.

Happy Thanksgiving; may your family gatherings be peaceful and fulfilling. Please keep sewing and volunteer your time and talents to make our show a huge success!

There will be a meeting for show department heads on November 23rd at 10:00 am at the Downers Grove Public Library. It's time to "check in" and see how we're moving along and where department chairs may need additional support. We have meeting room A reserved from 10 am to 12 noon. Parking should not be difficult since the farmer's market will be over for the year. See you there!

—Claudia Moffat & Kim Siwinski, Co-chairs

Silent Auction— We need all of you to start making one or more items for the Auction. If everyone did at least one item our Show would have the most fabulous Auction around. Remember part of the money goes to Charity or you can donate all of it to Charity. This year we are doing all kinds of items—baby things, purses and bags, scarves and shawls, placemats and almost anything else you can think of. You are not limited to wall hangings. Even stuffed animals or dolls would be nice. Please remember items should be of nice quality—things that people would want to bid on. Start up those machine and Janet and I will be at the Programs table and will take any of items at the meeting.

If you need help or have questions please contact Terri Karls at 630-257-6769 or karls256@att.net or Janet Woratchek at 773-339-7322 or wortatschek@com-cast.net.

Baskets— We need help with Baskets for the show. As an individual, as a Bee, as a group of friends, please get together and make a basket for the Quilt Show Basket Raffle. Some ideas for the baskets might be All About Babies, a sport theme—Basketball, Baseball, Hockey,

Football, Soccer. A kitchen, a food, or a tea basket all are nice ideas. A toy basket for the kids, pet basket as everyone loves their cat and dogs. A basket for men maybe with beer and snacks in it or wine for a women's night out/ get together. Tickets for a theater, a sporting event, or perhaps a dinner gift card. Sewing baskets with all kinds of goodies would be great too. Lots of ideas out there. Individuals can bring in items and we will put basket together.

Once you put your basket together please make sure you have an itemized list with it and the possible value of it too. Please include your name or the group name. Need help? Contact Terri Karls 630-257-6769, karls256@att.net or Janet Woratschek 773-339 7522, woratschek@comcast.net.

—Terri Karls and Janet Woratschek, cochairs

Appraisals— Just a reminder to visit the appraisals section of the Quilt Show table at the November meeting to sign up for a time to have your quilt(s) appraised by one of the three Certified Quilt Appraisers during the Quilt Show. You will be surprised at the worth of your Grandmothers or Aunt's antique quilt as well as that recent quilt you have made.

Also, we will be taking names of anyone who would like to sign up for a hostess volunteer spot on either Saturday or Sunday.—Marie Dold and Anne Zick,

Opportunity Quilt—Member Marci Duryea has stepped up to take our quilt to display at various guilds.

Layout— Reminder: When you fill out your quilt show entry forms, please add some notes about your quilts to help me make layout decisions in this first year without photos. Notes about the quilt pattern, colors, and whether your work was started in a class or was inspired by a designer or teacher would be helpful to group or separate similar quilts. It would also be helpful to know if your quilt is bold and could stand up to that darker corner of the gym, or if it has muted colors and needs better light. In most cases, layout decisions will be made based on size only, with no further information needed, but your comments can be helpful in making our show shine!

—Barbara O'Brien

Demonstrations—Looking for some volunteers to share their wonderful talents at our upcoming quilt show. Share your skills with our adoring public! Think of what you love to do, your favorite quilting activity and let others learn from you and admire your talent. You could share methods on applique - needle turn, fusible, back basting, reverse applique. Or how about ruler quilting or quilting with your walking foot? Maybe you have an easy, quick way to do feathers or background fillers? Do you like English paper piecing? Using hexies in quilting is the big thing now. Share it with others. Paper piecing is always a favorite. There's a new method now using freezer paper that cuts down on the tedious step of

tearing out the paper. Any experts out there that would enjoy sharing this at the quilt show? Binding tricks?

Doing demonstrations at the show is fun and enjoyable. Sharing what we love with others and carrying on our quilting tradition is the best feeling.

If you are interested, please contact me - Lolly Gadjia.

My number is in the guild directory but it is my cell number. Because of my hearing disability, I'm better at receiving text messages at that number or leave me a voice mail and I can call you back using my land line that I can hear better on. My land line number is 630-789-8397.

Admission Tickets— Sell, sell, sell those tickets. Re-member, \$6 now but \$7 at the door. —Sandy Byrnes



Product Review



Precision Fusing Mat Pressing Sheet

by Precision Quilting Tools

12 x 18, \$25.00
17 x 24, \$31.00
Amazon

I know that you can get pressing sheets/mats for less money, but this one I splurged on because it keeps my pressing surface free of gunk and has a cover sheet. I took a collage workshop and the instructor demonstrated it. I purchased the larger one.

The following are the commercial comments.

- NON-SLIP: Specialized non-slip material prevents movement of your mat so fabrics remain in place while ironing
- SEE-THROUGH: Innovative design provides great visibility for appliqué creation, and large 12" x 18" mat offers lots of room to create
- NON-STICK: Amazing non-stick surface protects your fusible so that it can be heated repeatedly
- BONUS TEFLON SHEET: Includes 12" x 18" Teflon coated pressing sheet!
- Video tutorial at Precisionquiltingtools.com

—Submitted by Carol Douglas




This Photo by Unknown Author is licensed under CC BY-NC-ND


Men of Quilting: 40 Handsome men and the funny things they say about quilting

by Christine Mann

Paperback \$14.95
ISBN-13: 978-1795126991
ISBN-10: 179512699X



You'll laugh out loud at these 40 seriously handsome men and the funny things they think about quilts and quilting. This little book of humor takes a lighthearted look at women and their love affair with fabric and all things quilty. It's the perfect gift for any patchwork lover: birthday, anniversary, graduation, retirement, guild prize, Christmas stocking stuffer, or friendship gift. Grab an extra copy to treat yourself to a good laugh!



Visual Guide to Creative Straight-Line Quilting: Professional-Quality Results on Any Machine; 60+ Modern Designs

by Natalia Whiting Bonner

\$24.95 Paperback
Amazon

Are feathers and swirls your fallback? Learn how satisfying it is to quilt with only straight lines! Quilting expert Natalia Whiting Bonner shares sixty new straight-line motifs to fill in triangles, square blocks, and borders, plus all-over designs. Teach your walking foot some new tricks or practice controlled free-motion quilting with rulers. Domestic or longarm machine... the choice is yours! Each pattern comes with step-by-step photos, so quilters of all levels can conquer their fears of straight-line quilting and learn to rock it!

Remember to pick up your Membership Book when you sign in at the November Guild Meeting.

Library News

This is a "Call for a Guild Librarian".

Barb Naucas has done a wonderful job in this position! But as she announced, she is moving out of state.

During her tenure, she has streamlined the job and expanded the scope of what is available to members...DVDs, templates, etc.

Our library resides in the bookcases allotted to us by the Community House so there is no need for the librarian to store them at home!

No experience needed; Barb will be available to walk you through the process...

The best part of this position is that you get to recommend and purchase new books for members!

Contact Barb Naucas or Sara Hochhauser with any questions.



Salt Creek Quilters Guild Minutes from October 10, 2019



Sara welcomed all, asked if there were any guests. Several former members were attending, two as guests of Lois Flood.

September minutes were accepted. Motion: Carol Douglas, seconded by DeAnn Ellis.

Treasurer report: \$35,913.51 in account, all checks received have been deposited, please come to her if any issues or questions.

Community service: No report, will bring more kits next month

Quilt show: Claudia Moffat asked all members to pick up quilt show packet. With early purchase discount, tickets are \$6, bought at door they are \$7, so please sell tickets. You can ask for more.

Workshops: Asked membership to keep signing up for workshops. Still have one opening for Saturday, plenty of openings for November (Lisa Binkley). Marilyn Montgomery described upcoming workshops, did research to

Continued on next page

find additional visuals, presented slides for each of the coming workshops by month. She will send out pictures as well as some projects for January.

Membership: Martha Barry reported attendance of 64 members, 2 new (returning) members, 2 visitors. Directories are here, please pick up at sign in tables.

Show & Tell – 8 people had quilts to share:

- Joan Chao – wedding ring quilt
- DeAnn Ellis – finished a quilt from the last retreat, bought blocks from estate sale, bought 2 quilt kits, bought quilt kit from closing quilt store, made one with large scale Kaffe Fassett fabric
- Becky Huebler – animal quilt
- Kathy Tracey – quilt of valor for a marine who was in Vietnam
- Kathy Durocik (new member) – large clam shells, Halloween quilt with panel of skeletons
- Roz DeBoer – is having an exhibit at Orland Park Library, showed 2 small pieces with branches used to hang them

- Martha Barry – 2 charity quilts, miniature cell tower
- Barb O'Brien – large blue & white quilt, quilt from Heather Jones workshop

Break at 7:30

Back from break – introduced Suzi Parron


- Instruction: if taking class must have painter's tape & hair dryer with extension cord if you have one. Don't buy for class, need one for every 3-4 people. Terri has tape for everyone, so not required.
- Lecture

After lecture: Sara said there are still openings for Saturday, asked if there was any additional business.

Motion to adjourn Claudia Moffatt, seconded by Sandy Byrnes.

—Submitted by Barbara O'Brien
for Mary Querfurth, Secretary

October Workshops with Suzi Parron



For More photos, check out
the Guild Facebook page

QUILT ENTRY FORM
SALT CREEK QUILT GUILD SHOW
ENTRY DEADLINE – January Meeting

Indicate Priority of this quilt if you are entering more than 1 quilt.

For office use only:
Quilt Location
 Row _____
 Number _____

Member's Name: _____ Phone: _____

E-mail address: _____

Quilt or Item Name: _____

Made by _____ Quilted by _____

Width (left to right) _____ inches Length (top to bottom) _____ inches

Hand pieced _____ Machine pieced _____ Hand appliquéd _____ Machine appliquéd _____

Hand Quilted _____ Machine Quilted _____ Home _____ Long armed _____

Original design _____ Pattern _____ (give details) _____

*Miscellaneous: *Garments, bags, 3-dimensional items, double-sided quilt, other* _____

If your quilt is part of a group, a bee, or a round robin, please list the names of **all** involved.

Entries must be submitted together.

**Express in the first person, any interesting facts about your quilt.
 Please limit to 25 words or less. (This may be edited for quilt placard).**

All quilts MUST have an attached label, sleeve, and must be in a pillowcase.

Disclaimer: I hereby release and forever discharge the Salt Creek Quilt Guild and/or its members from any liability due to loss or damage of quilts during the Quilt Show.

Signed: _____ Dated: _____